

TECHNICAL DATA SHEET

CyFlow™ CD29 Pacific Blue™ Anti-Hu; Clone MEM-101A

REF BT175657



Sysmex Partec GmbH
Arndtstraße 11 a-b
02826 Görlitz
Tel +49 3581 8746 0
E-mail: info@sysmex-partec.com
www.sysmex-partec.com

For Research Use Only.
Not for use in diagnostic or therapeutic procedures.

Specifications

Antigen	CD29
Alternative Names	Integrin β 1
Clone	MEM-101A
Clonality	monoclonal
Format	Pacific Blue™
Host / Isotype	Mouse / IgG1
Species Reactivity	Human, Pig Dog
Negative Species Reactivity	Mouse
Quantity	100 tests
Immunogen	Raji cells: human Burkitt's lymphoma cell line

The Safety Data Sheet for this product is available at www.sysmex-partec.com/services



Specificity

The mouse monoclonal antibody MEM-101A recognizes CD29 antigen, a 130 kDa single chain type I glycoprotein expressed as a heterodimer (non-covalently associated with the integrin α subunits 1-6). CD29 is broadly expressed on majority of hematopoietic and non-hematopoietic cells (leukocytes, platelets, fibroblasts, endothelial cells, epithelial cells and mast cells).

HLDA VI—WS Code AS A048

Application

The reagent is designed for Flow Cytometry analysis of human blood cells. Recommended usage is 4- μ l reagent-/ 100- μ l of whole blood or 10^6 cells in a suspension. The content of a vial (0.4 ml) is sufficient for 100 tests.

Other usages may be determined from the scientific literature.

Storage Buffer

The reagent is provided in stabilizing phosphate buffered saline (PBS) solution, pH \approx 7.4, containing 0.09% (w/v) sodium azide.

Storage and Stability

Storage	Avoid prolonged exposure to light. Store in the dark at 2-8°C. Do not freeze.
Stability	Do not use after expiration date stamped on vial label.

Background Information

CD29 (β 1 integrin subunit, GPIIa) forms non-covalently linked heterodimers with at least 6 different α chains (α 1- α 6, CD49a-f) determining the binding properties of β 1 (VLA) integrins. These integrins mediate cell adhesion to collagen, fibronectin, laminin and other extracellular matrix (ECM) components. This interaction hinders cell death, whereas disruption of anchorage to ECM leads to apoptosis. Decreased expression of most β 1 integrins correlates with acquiring multidrug resistance of tumor cells during selection in presence of antitumor drug. In platelets, translocation of intracellular pool of β 1 integrins to the plasma membrane following thrombin stimulation. These integrins are also up-regulated in leukocytes during emigration and extravascular migration and appear to be critically involved in regulating the immune cell trafficking from blood to tissue, as well as in regulating tissue damage and disease symptoms related to inflammatory bowel disease. Through a β 1 integrin-dependent mechanism, fibronectin and type I collagen enhance cytokine secretion of human airway smooth muscle in response to IL-1 β .

The Safety Data Sheet for this product is available at www.sysmex-partec.com/services



Warnings

Non-Hazardous Statement: This is not considered hazardous by the criteria in 29 CFR 1910.1200 or the General Classification guideline for preparations of the EU.

Safety Data Sheet Statement: Important information regarding the safe handling, transport, and disposal of this product is contained in the Safety Data Sheet.










References

- Wencel-Drake JD, Dieter MG, Lam SC: Immunolocalization of beta 1 integrins in platelets and platelet-derived microvesicles. *Blood*. 1993 Aug 15; 82(4):1197-203. < PMID: 7688992 >
- Kishimoto T, Goyert S, Kikutani H, Mason D, Miyasaka M, Moretta L, Ohno T, Okumura K, Shaw S, Springer TA, Sugamura K, Sugawara H, von dem Borne AEGK, Zola H (Eds): *Leucocyte Typing VI*. Garland Publishing Inc, New York. 1997; 1-1342. < NLM ID: 9712219 >
- Werr J, Johansson J, Eriksson EE, Hedqvist P, Ruoslahti E, Lindbom L: Integrin alpha(2)beta(1) (VLA-2) is a principal receptor used by neutrophils for locomotion in extravascular tissue. *Blood*. 2000 Mar 1; 95(5):1804-9. < PMID: 10688841 >
- Peng Q, Lai D, Nguyen TT, Chan V, Matsuda T, Hirst SJ: Multiple beta 1 integrins mediate enhancement of human airway smooth muscle cytokine secretion by fibronectin and type I collagen. *J Immunol*. 2005 Feb 15; 174(4):2258-64. < PMID: 15699160 >
- Lundberg S, Lindholm J, Lindbom L, Hellström PM, Werr J: Integrin alpha2beta1 regulates neutrophil recruitment and inflammatory activity in experimental colitis in mice. *Inflamm Bowel Dis*. 2006 Mar; 12(3):172-7. < PMID: 16534417 >
- Morozevich GE, Kozlova NI, Preobrazhenskaya ME, Ushakova NA, Eltsov IA, Shtil AA, Berman AE: The role of beta1 integrin subfamily in anchorage-dependent apoptosis of breast carcinoma cells differing in multidrug resistance. *Biochemistry (Mosc)*. 2006 May; 71(5):489-95. < PMID: 16732726 >
- Simova S, Klima M, Cermak L, Sourkova V, Andera L: Arf and Rho GAP adapter protein ARAP1 participates in the mobilization of TRAIL-R1/DR4 to the plasma membrane. *Apoptosis*. 2008 Mar; 13(3):423-36. < PMID: 18165900 >
- Plánka L, Necas A, Srnec R, Rauser P, Starý D, Jancár J, Amler E, Filová E, Hlucilová J, Kren L, Gál P: Use of allogenic stem cells for the prevention of bone bridge formation in miniature pigs. *Physiol Res*. 2009; 58(6):885-93. < PMID: 19093735 >

The Safety Data Sheet for this product is available at www.sysmex-partec.com/services

- Machacek C, Supper V, Leksa V, Mitulovic G, Spittler A, Drbal K, Suchanek M, Ohradanova - Repic A, Stockinger H: Folate Receptor β Regulates Integrin CD11b/CD18 Adhesion of a Macrophage Subset to Collagen. JImmunol. 2016 Sep 15; 197(6):2229 - 38. < PMID: 27534550 >

Symbols

	Reagent catalogue number		Contains sufficient for <n> tests
	For Research Use Only. Not for use in diagnostic and therapeutic procedures.		Temperature limitation
	Batch code		Keep away from sunlight
	Manufacturer		Consult accompanying documents
	Use by		

This product is provided under an intellectual property license from Life Technologies Corporation. The transfer of this product is conditioned on the buyer using the purchased product solely in research conducted by the buyer, excluding contract research or any fee for service research, and the buyer must not sell or otherwise transfer this product or its components for (a) diagnostic, therapeutic or prophylactic purposes; (b) testing, analysis or screening services, or information in return for compensation on a per-test basis; (c) manufacturing or quality assurance or quality control, or (d) resale, whether or not resold for use in research. For information on purchasing a license to this product for purposes other than as described above, contact Life Technologies Corporation, 5791 Van Allen Way, Carlsbad, CA 92008 USA or outlicensing@lifetech.com.