

## TECHNICAL DATA SHEET

### CyFlow™ CD28 FITC Anti-Hu; Clone CD28.2

**REF** CU499338



**Systemx Partec GmbH**

Arndtstraße 11 a-b

02826 Görlitz

Tel +49 3581 8746 0

E-mail: [info@sysmex-partec.com](mailto:info@sysmex-partec.com)

[www.sysmex-partec.com](http://www.sysmex-partec.com)

**For Research Use Only.**

**Not for use in diagnostic or therapeutic procedures.**

### Specifications

<b>Antigen</b>	CD28
<b>Alternative Names</b>	Tp44
<b>Clone</b>	CD28.2
<b>Clonality</b>	monoclonal
<b>Format</b>	FITC
<b>Host / Isotype</b>	Mouse / IgG1
<b>Species Reactivity</b>	Human, Non-Human Primates
<b>Negative Species Reactivity</b>	—
<b>Quantity</b>	100 tests
<b>Immunogen</b>	DC28.1.3.3 murine T cell hybridoma transfected with human CD28 cDNA

The Safety Data Sheet for this product is available at [www.sysmex-partec.com/services](http://www.sysmex-partec.com/services)



## Specificity

The mouse monoclonal antibody CD28.2 recognizes CD28 antigen, a disulfide-linked homodimeric type I glycoprotein (monomer of Mw 44 kDa) which is a critical costimulatory receptor of T cells.

## Application

The reagent is designed for Flow Cytometry analysis of human blood cells. Recommended usage is 20- $\mu$ l reagent-/ 100- $\mu$ l of whole blood or  $10^6$  cells in a suspension. The content of a vial (2 ml) is sufficient for 100 tests.

Other usages may be determined from the scientific literature.

## Storage Buffer

The reagent is provided in stabilizing phosphate buffered saline (PBS) solution, pH  $\approx$ 7.4, containing 0.09% (w/v) sodium azide.

## Storage and Stability

<b>Storage</b>	Avoid prolonged exposure to light. Store in the dark at 2-8°C. Do not freeze.
<b>Stability</b>	Do not use after expiration date stamped on vial label.

## Background Information

CD28 is the critical T cell costimulatory receptor which provides to the cell the important second activation signal by binding CD80 and CD86 that are expressed by antigen presenting cells. Besides its costimulation role CD28 functions in preventing T cells from anergic hyporesponsive state or from undergoing premature apoptotic cell death. CD28 is also expressed on human fetal NK cells and some NK cell lines, whereas on murine NK cells the CD28 expression is much broader.

## Warnings

**Non-Hazardous Statement:** This is not considered hazardous by the criteria in 29 CFR 1910.1200 or the General Classification guideline for preparations of the EU.

**Safety Data Sheet Statement:** Important information regarding the safe handling, transport, and disposal of this product is contained in the Safety Data Sheet.










---

The Safety Data Sheet for this product is available at [www.sysmex-partec.com/services](http://www.sysmex-partec.com/services)

## References

- Nunès J, Klasen S, Ragueneau M, Pavon C, Couez D, Mawas C, Bagnasco M, Olive D: CD28 mAbs with distinct binding properties differ in their ability to induce T cell activation: analysis of early and late activation events. *Int Immunol.* 1993 Mar; 5(3):311-5. < PMID: 8385476 >
- Doussis IA, Gatter KC, Mason DY: CD68 reactivity of non-macrophage derived tumours in cytological specimens. *J Clin Pathol.* 1993 Apr; 46(4):334-6. < PMID: 7684403 >
- Nunes J, Klasen S, Franco MD, Lipcey C, Mawas C, Bagnasco M, Olive D: Signalling through CD28 T-cell activation pathway involves an inositol phospholipid-specific phospholipase C activity. *Biochem J.* 1993 Aug 1; 293 (3):835-42. < PMID: 8394695 >
- Galea-Lauri J, Darling D, Gan SU, Krivochtchapov L, Kuiper M, Gäken J, Souberbielle B, Farzaneh F: Expression of a variant of CD28 on a subpopulation of human NK cells: implications for B7-mediated stimulation of NK cells. *J Immunol.* 1999 Jul 1; 163(1):62-7. < PMID: 10384130 >
- Tazi A, Moreau J, Bergeron A, Dominique S, Hance AJ, Soler P: Evidence that Langerhans cells in adult pulmonary Langerhans cell histiocytosis are mature dendritic cells: importance of the cytokine microenvironment. *J Immunol.* 1999 Sep 15; 163(6):3511-5. < PMID: 10477625 >
- Marti F, Krause A, Post NH, Lyddane C, Dupont B, Sadelain M, King PD: Negative-feedback regulation of CD28 costimulation by a novel mitogen-activated protein kinase phosphatase, MKP6. *J Immunol.* 2001 Jan 1; 166(1):197-206. < PMID: 11123293 >
- Scharschmidt E, Wegener E, Heissmeyer V, Rao A, Krappmann D: Degradation of Bcl10 induced by T-cell activation negatively regulates NF-kappa B signaling. *Mol Cell Biol.* 2004 May; 24(9):3860-73. < PMID: 15082780 >
- Jeong SH, Qiao M, Nascimbeni M, Hu Z, Reherrmann B, Murthy K, Liang TJ: Immunization with hepatitis C virus-like particles induces humoral and cellular immune responses in nonhuman primates. *J Virol.* 2004 Jul; 78(13):6995-7003. < PMID: 15194776 >

## Symbols

	Reagent catalogue number		Contains sufficient for <n> tests
	For Research Use Only. Not for use in diagnostic and therapeutic procedures.		Temperature limitation
	Batch code		Keep away from sunlight
	Manufacturer		Consult accompanying documents
	Use by		